

Model SMBU

Explosion Proofed Compact Size(30X30mm) Display Type UHP Digital Pressure Gauge

Description

SMBU model is a explosion-proof (Ex ec nC IIC T6...T4 Gc, IP65) certified product, and the wetted part material is Hastelloy C22 and STS316L. With LED display and 2-wire 4~20mA output, it is possible to transmit signals from a distance and check the pressure value in the field. Easy to install by applying M12 connector. Zero point, response speed, unit conversion, and scale adjustment are possible with the button operation on the front side.

Features

- ▶ IECEx, KCs, NEPSI explosion-proof certification (Ex ec nC IIC T6...T4 Gc, IP65)
- ▶ Explosion proof certification(NEC DIV2) in progress
- ▶ CE Certification
- ▶ 30mm×30mm small size
- ▶ ±9999 digit LED display
- ▶ 4~20mA (2-wire) analog output
- ▶ M12 connector
- ▶ Wetted material: Hastelloy C22, STS316L

Applications

- ▶ Pressure monitoring in hazardous areas
- ▶ Gas panel
- ▶ Special and bulk gas supplies
- ▶ Semiconductor equipment

Specifications

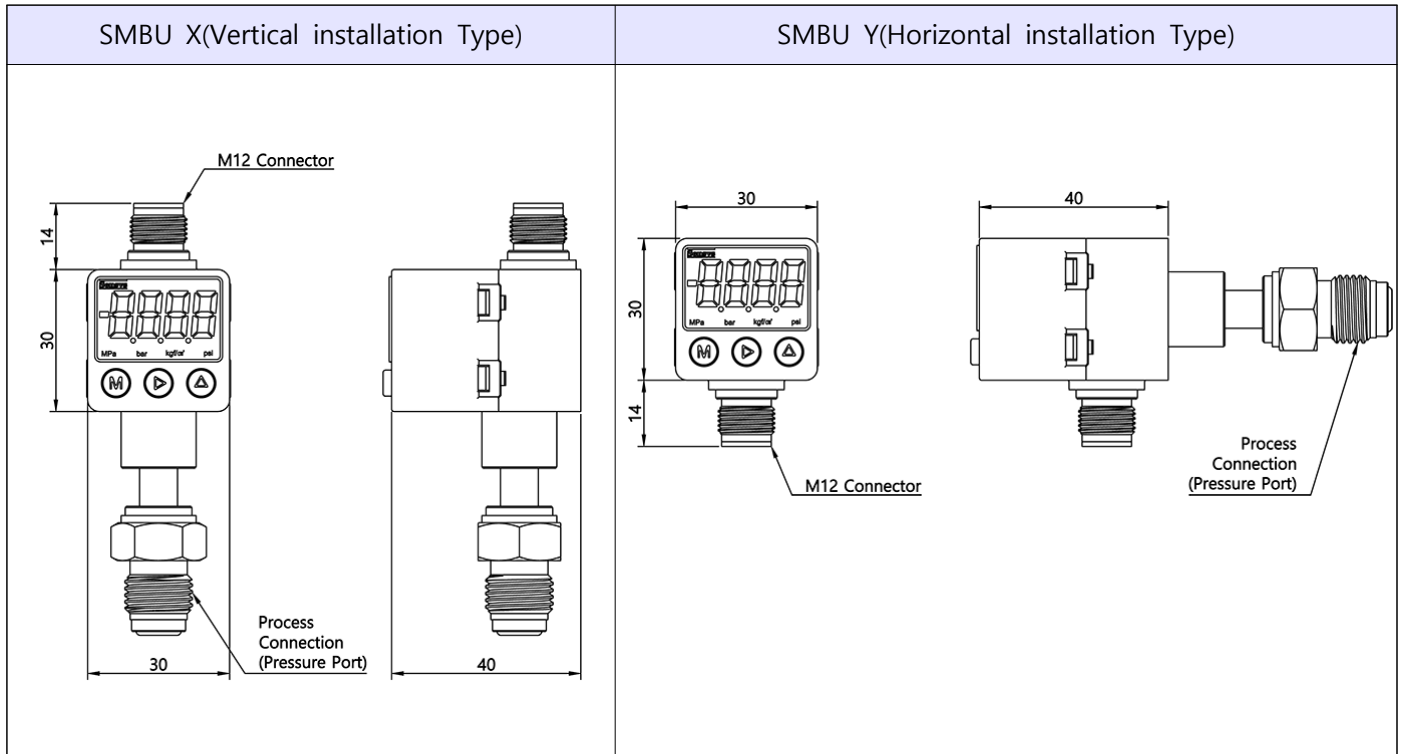
Pressure Range	-15~100, 150, 250, 500, 3000psi(Gauge)
Accuracy	±0.25%FS(RSS) ⁽¹⁾
Thermal Effect	Zero : 0.01%FS/°C, Span : 0.015%FS/°C
Compensated Temperature Range	-20~80°C
Display	LED(Red) ±9999 digit
Power	12~30VDC, 24mA, 1W
Output	4~20mA(2Wire)
Response Time	20, 100, 500, 1000, 2000ms
Electrical Connection	M12 Connector
Proof Pressure	150%FS max.
Wetted Part Materials	Diaphragm : Hastelloy C-22, Fitting : STS316L
Surface Treatment	EP(Electrolytic Polishing) typical Ra ≤ 0.13 μm (RA 5) per SEMI F19
Leak Rate	<1x10 ⁻⁹ mbar l/sec (atm STD cc/sec) per SEMI F1
Process Connection Type	Single End : Fixed, Swivel, Weld Stub / Flow Through : Fixed, Weld Stub
Pressure Port	9/16-18UNF VCR etc.
Explosion Proof	Ex ec nC IIC T6...T4 Gc, IP65
Ambient Temperature(Ta)	T6 : -20~50°C, T5 : -20~70°C, T4 : -20~80°C



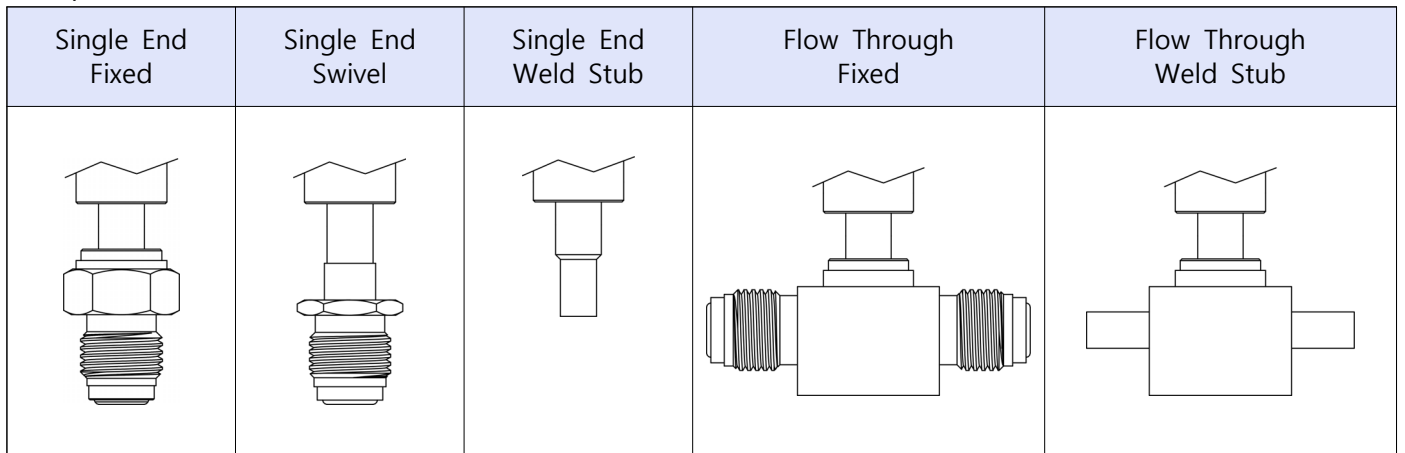
⁽¹⁾RSS(Root Sum Square) : $\sqrt{Linearity^2 + Hysteresis^2 + Repeatability^2}$

Dimension

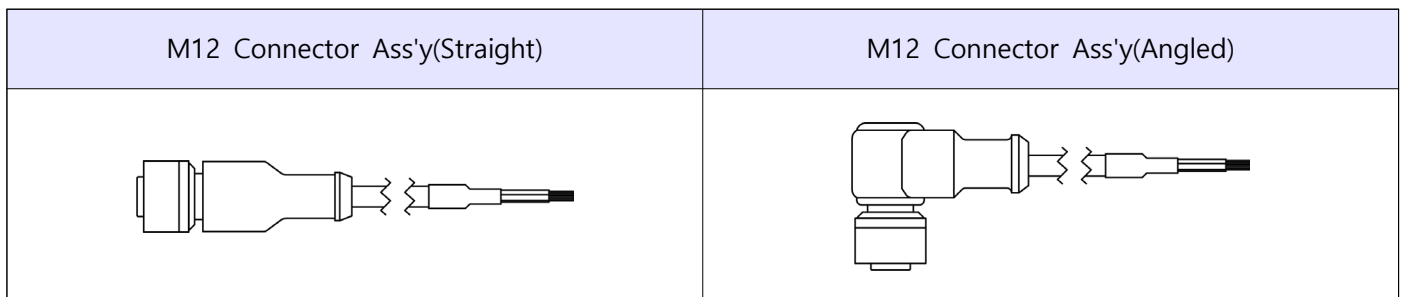
► Exterior



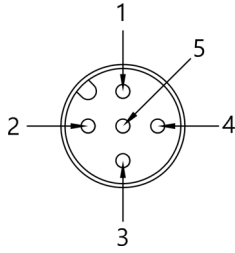
► Pipe connection (Process Connection)



► Accessory



Electrical Connection



M12 Connector

Pin No.	Cable Color	Connection
1	Red	+
2		N.C.
3	Black	-
4	Shield	F.G.
5		N.C.

Function

- ▶ Zero Adjustment
- ▶ Response speed control function
- ▶ Unit Conversion
- ▶ Analog Output Scale Adjustment
- ▶ Key Lock

Ordering Information

SMB U Y H C250 P V G-A05-0-□	
Model <hr/>	Sales Code <hr/>
Type of using U : UHP(Explosion Proof)	Pressure Port Option A05 : Single End, 9/16-18UNF VCR(Fixed) A15 : Single End, 9/16-18UNF VCR(Swivel) A16 : Single End, 1/4" Weld Stub A17 : Flow Through, 9/16-18UNF VCR(Fixed) A18 : Flow Through, 1/4" Weld Stub
Type of inatallation X : Vertical installation Y : Horizontal installation	Pressure Type G : Gauge
Output H : 4~20mA(2Wire)	Pressure Port V : Port Option
Pressure Range XXXX : Pressure CXXX : Compound Pressure	Pressure Unit K : kgf/cm ² M : MPa P : psi B : bar